






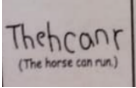
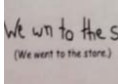







WRENBURY PRIMARY SCHOOL			
EYFS – Writing			
	3-4 Years	Reception	ELG Checkpoint
Writing	<p>Use some of their print and letter knowledge in their early writing. For example: writing a pretend shopping list that starts at the top of the page; write ‘m’ for mummy. Write some or all of their name. Write some letters accurately.</p> <p>Handwriting</p> <p>Use a comfortable grip with good control when holding pens and pencils. Show a preference for a dominant hand.</p>	<p>Form lower-case and capital letters correctly. Spell words by identifying the sounds and then writing the sound with letter/s. Re-read what they have written to check that it makes sense. Write short sentences with words with known letter-sound correspondences using a capital letter and full stop.</p> <p>Handwriting</p> <p>Develop their small motor skills so that they can use a range of tools competently, safely and confidently. Suggested tools: pencils for drawing and writing. Develop the foundations of a handwriting style which is fast, accurate and efficient.</p>	<p>Write recognisable letters, most of which are correctly formed. Spell words by identifying sounds in them and representing the sounds with a letter or letters. Write simple phrases and sentences that can be read by others.</p> <p>Handwriting</p> <p>Hold a pencil effectively in preparation for fluent writing- using the tripod grip in almost all cases.</p>
Checkpoints	<p>Checkpoint 1: I use lines to look like writing. Scribble writing - Left to right direction I begin to assign meaning.</p> <p>Checkpoint 2: I can write symbols or shapes that look like writing. I copy words that I see in the environment around me. I often do not know what the words say.</p> <p>Checkpoint 3: I can write my first name, forming most letters correctly I can hear initial sounds in words and write the letters down to match. c – cat d- dog p – pig I can write short strings of letters to represent words, e.g. muy – mummy, pto – potato, sbr - strawberry</p>	<p>Checkpoint 1: I can write a simple dictated phrase (e.g. A big pig).</p> <p>Checkpoint 2: I can write and spell 4 tricky words I can correctly form 15 letters I can write simple sentences and phrases, sometimes using spaces between words.</p> <p>Checkpoint 3: I can write and spell 10 tricky words I can correctly form 20 letters I can write simple sentences leaving spaces between words and sometimes using punctuation.</p>	<p>Readiness for Y1 Holds pens, pencils and other mark making tools correctly with a dominant hand. Has increasing control over their mark making and can write most lower-case letters. Starting to write simple sentences that can be read by themselves and others. Applying phonetic knowledge to write simple words, captions and sentences. Children are given the chance to make marks in a variety of ways about things that inspire them.</p>

<p>Early Writing Mark Making</p>	<p>I explore making marks, but I do not communicate meaning. Random scribbling.</p> 	<p>I draw basic pictures. I use lines to look like writing. Scribble writing Left to right direction I begin to assign meaning.</p> 	<p>I write symbols and shapes that look like writing. I assign meaning to the marks Attempts to write name</p> 	<p>I write random letters but there is no connection between letters and sounds. I talk about my writing and give meaning. Writes name from memory</p> 	<p>I use letter strings which travel from left to right and top to bottom. I attempt to 'read' my writing.</p> 	<p>I write letters with spaces between them to resemble the idea of words.</p> 	<p>I copy words that I see in the environment around me. I often do not know what the words say.</p> 
<p>Developing Writing Words</p>	<p>I am beginning to hear initial sounds and attempt to write these down. m - mum letter for name</p>	<p>I can hear initial sounds in words and write the letters down to match. c - cat d - dog p - pig</p>	<p>I can write short strings of letters to represent words. Two or three letters in sequence. Hearing /writing final sounds first and then medial. Left to right. muy - mummy pto - potato sbr - strawberry</p>	<p>I can spell out and write down vc cvc words by matching letters and sounds. at in up cat dog pig</p>	<p>I can write High Frequency decodable and tricky words from memory. mum dad. and can I go to the no into</p>	<p>I can spell out words with consonant clusters, vowel digraphs and trigraphs. buzz fill. mess ship. chip thing rush boat sheep now soil chair night. Pure.</p>	<p>I write more challenging words with a sound knowledge of Phase 2, 3 and 4 phonics. Phase 5-I use different spelling choices and more syllables. Plausible attempts Phase 2, 3 and 4 HF words Adjacent consonants Alternative graphemes Split digraphs- home make</p>

Developing Writing Sentences	I can formulate and say a simple sentence for writing.	I can orally compose a sentence and hold it in my memory before I start to write it. Repeats & recalls	I can write a series of beginning letters and sounds for my phrase. There may be no spaces between words. Begins to be readable to others. 	I can recall the order of words in my sentence. I start to put finger spaces between my words and to use known words. Writing is readable. I start to read my sentence. 	I can write a sentence with a full stop and capital letter. I can re-read it and check that it makes sense. Others can read my sentence. 	I can write spaces between all the words in my sentences. Some punctuation may be used. Medial and end sounds evident including vowels in my spellings. 	I can write two or more sentences using real spellings and silent letters. Most sentences have the correct beginning and end punctuation. 
Text Forms and Purposes	I attempt to write simple labels.	I can write simple labels	I can write simple lists.	I can write short captions and messages. I can write lists, greeting cards and menus.	I can write captions I can write instructions. I can write postcards.	I can write simple stories with a beginning, middle and end. I can write a letter.	I can write stories with narratives and storytelling language. I can write at length.